

Report Title: Characteristic #5 Reports**Survey Title: Curriculum, Instruction and Assessment Aligned with Standards****Report Type: Bar Graph**

Start Date:29-Mar-11

End Date:1-Jun-11

Invitations Sent:48

Delivered:48

Bounced: 0

Completed Responses:42

Response Rate:87.50%

Incomplete Responses:0

Incomplete responses included in this report:0




Q1. Curriculum is aligned with state and local requirements.





Responses	Count	Assigned Weight	%	Percentage of total respondents
1 - No Extent	0	1	0%	
2 - Little Extent	0	2	0%	
3 - Moderate Extent	4	3	9.52%	
4 - Great Extent	26	4	61.90%	
5 - Very Great Extent	11	5	26.19%	
(Did not answer)	1	NULL	2.38%	
Weighted Score : 4.17				
Total Responses	42			20% 40% 60% 80% 100%

Q4. Adopted curriculum materials and models are research based.


Responses	Count	Assigned Weight	%	Percentage of total respondents
1 - No Extent	0	1	0%	
2 - Little Extent	2	2	4.76%	
3 - Moderate Extent	10	3	23.81%	
4 - Great Extent	23	4	54.76%	
5 - Very Great Extent	5	5	11.90%	
(Did not answer)	2	NULL	4.76%	

Weighted Score : 3.78						
Total Responses	42	20%	40%	60%	80%	100%

Q7. Instruction is focused on high expectations.						
Responses	Count	Assigned Weight	%	Percentage of total respondents		
1 - No Extent	0	1	0%			
2 - Little Extent	0	2	0%			
3 - Moderate Extent	8	3	19.05%			
4 - Great Extent	21	4	50.00%			
5 - Very Great Extent	13	5	30.95%			
(Did not answer)	0	NULL	0%			
Weighted Score : 4.12						
Total Responses	42	20%	40%	60%	80%	100%

Q10. Instruction is modified based on student achievement data.						
Responses	Count	Assigned Weight	%	Percentage of total respondents		
1 - No Extent	0	1	0%			
2 - Little Extent	1	2	2.38%			
3 - Moderate Extent	19	3	45.24%			
4 - Great Extent	13	4	30.95%			
5 - Very Great Extent	9	5	21.43%			
(Did not answer)	0	NULL	0%			
Weighted Score : 3.71						
Total Responses	42	20%	40%	60%	80%	100%

Q13. There is a clear link between student assessment and instructional activities.			
Responses	Count	Assigned Weight	%
1 - No Extent	0	1	0%

2 - Little Extent	1	2	2.38%
3 - Moderate Extent	11	3	26.19%
4 - Great Extent	20	4	47.62%
5 - Very Great Extent	10	5	23.81%
(Did not answer)	0	NULL	0%
Weighted Score : 3.93			
Total Responses	42		
			

Q16. Students are directly involved in the assessment of their learning.			
Responses	Count	Assigned Weight	%
1 - No Extent	1	1	2.38%
2 - Little Extent	10	2	23.81%
3 - Moderate Extent	13	3	30.95%
4 - Great Extent	13	4	30.95%
5 - Very Great Extent	5	5	11.90%
(Did not answer)	0	NULL	0%
Weighted Score : 3.26			
Total Responses	42		
